

/STAGE BLOWER.



DISCLAIMER

Read this manual carefully before installing and/or using this product. Failure to read the manual and to follow the printed instructions may lead to personal injury and/or damage to the product.

© 2017 MAGICFX®
All rights reserved.

Nothing from this publication may be copied, reproduced and/or published by means of printing, photocopying or by any other means, without the prior written approval of MAGIC FX.

MAGIC FX reserves the right to modify specifications stated in this manual.

TRADEMARKS

Any brand names mentioned in this manual are registered trademarks of their respective owners.

LIABILITY

MAGIC FX accepts no liability for claims from third parties arising from unauthorised use, use other than that stated in this manual, and use other than in accordance with the General Conditions registered at the Chamber of Commerce.

Refer further to the General Conditions. These are available on request, free of charge. Although considerable care has been taken to ensure a correct and suitably comprehensive description of all relevant components, the manual may nonetheless contain errors and inaccuracies.

Should you detect any errors or inaccuracies in the manual, we would be grateful if you would inform us. This helps us to further improve our documentation.

TABLE OF CONTENTS




DISCLAIMER	2
TRADEMARKS	2
LIABILITY	2
TABLE OF CONTENTS	3
FOREWORD	4
LANGUAGE	4
REVISION TABLE	4
1 MEET THE MAGICFX® STAGE BLOWER	5
1.1 MAIN PARTS	5
1.2 TECHNICAL DATA	5
1.3 PRODUCT IDENTIFICATION	6
2 INSTALL THE MAGICFX® STAGE BLOWER	6
2.1 GENERAL SAFETY RULES	6
2.2 INSTALL THE MAGICFX® STAGE BLOWER	7
3 MAINTENANCE	7
4 TROUBLESHOOTING	8
5 CORRECT DISPOSAL	8
6 EC DECLARATION OF CONFORMITY	9

FOREWORD

Congratulations! You have bought a great new product from MAGIC FX.

This manual contains all information required for the intended use of the equipment. Deviation from the described intended use can result in a hazardous situation and/or property damage.

This manual includes notes and warnings on safe operation of the equipment. These notes and warnings are accompanied by the following icons. Read them attentively!

 DANGER	Indicates a hazardous situation that, if not avoided, will result in death or serious injury. This signal word is to be limited to the most extreme situations.
 WARNING	Indicates a hazardous situation that, if not avoided, could result in death or serious injury.
 CAUTION	Indicates a hazardous situation that, if not avoided, could result in minor or moderate injury.
NOTICE	Indicates information considered important, but not hazard- related (e.g. messages relating to property damage).

LANGUAGE

This document contains the original instructions in English. In case you require other languages please contact MAGIC FX.

REVISION TABLE

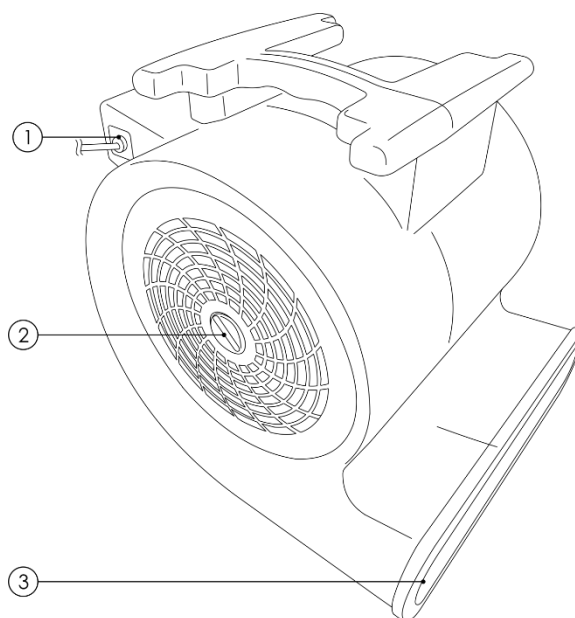
Document nr	Revision	Date	Description	Authored by	Checked by
PART01185	01-00	26-6-2018	Initial release	TvA	TvA

1 MEET THE MAGICFX® STAGE BLOWER

This MAGICFX® STAGE BLOWER is designed to create a wind effect, spread smoke from a smoke machine or blow other effects further into the area. Using this blower in explosive environments for moving or circulating gas, substances, sprays, fumes or a mixture thereof is not permitted.

1.1 MAIN PARTS

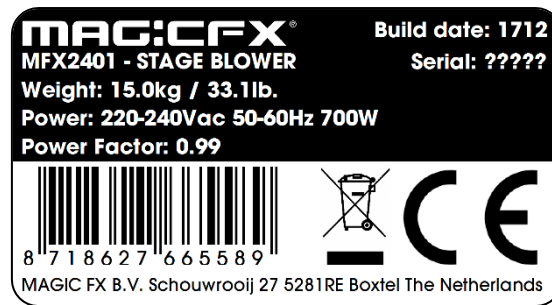
1. Schuko power cable (8,5 m)
2. 3-position speed control
3. Air outlet



1.2 TECHNICAL DATA

Product	Product Name	MAGICFX® STAGE BLOWER
	Product Code	MFX2401
	Product Type	AIR FX
Main Dimensions	Length (mm/in.)	520 / 8,1
	Width (mm/in.)	460 / 9,8
	Height (mm/in.)	470 / 4
Weight	Empty weight (kg/lb.)	2,8 / 6,2
Package	Length (mm/in.)	348 / 13,1
	Width (mm/in.)	303 / 11,4
	Height (mm/in.)	208 / 7,6
	Packaged weight (kg/lb.)	3,1 / 6,8
Environment	Minimum Temperature (°C/°F)	-20 / 14
	Maximum Temperature (°C/°F)	40 / 104
Electrical	Voltage Input (Vac)	220 - 240Vac
	Voltage Frequency	50 - 60Hz
	Power Consumption (Vac)	700W
	Power Connector (Vac)	Schuko (L=8,5m)
Controlling	Control Options	3-position speed control

1.3 PRODUCT IDENTIFICATION



2 INSTALL THE MAGICFX® STAGE BLOWER

Before installing the machine be sure that the specifications on the production label match the local voltage and frequency.

2.1 GENERAL SAFETY RULES

- Only authorised persons may carry out work with the MAGICFX® STAGE BLOWER.
- Do not use the MAGICFX® STAGE BLOWER if there are people or animals in the direct output.
- Make sure that children, unauthorised people and animals do not obtain access to the MAGICFX® STAGE BLOWER.
- Make sure there are no freestanding objects or objects that can be damaged by the MAGICFX® STAGE BLOWER within the output distance.
- Do not remove any safeguards, safety caps and safety symbols.
- All required safety devices must be in good condition and function properly.
- Ensure sufficient lighting of the surroundings.
- Keep the workplace clean.
- Always allow a free air space of at least 50cm around the unit for ventilation.
- It is the installer's responsibility that the installation and safety instructions are in accordance with current standards and regulations.
- Every blower has to be grounded according to the current standard.
- Do not use the fan as part of a construction.
- Make sure that the machine is not exposed to extreme heat, moisture or dust.
- CAUTION: In case of speed regulation, the fan may vibrate when incorrectly mounted/installed. Check this before completing the installation.
- CAUTION: The fan must always be built-in or mounted in a stable way before being taken into operation.

2.2 INSTALL THE MAGICFX® STAGE BLOWER

1. Place the machine in a suitable area and make sure it is built-in or placed in a stable way.
2. Adjust the angle towards the desired direction.
3. Connect the machine to a power supply.

CAUTION: Do not use a dimmer pack or similar device!

4. To start blowing:

Set the speed control button in the desired position (1, 2, 3, from slow to fast).

5. To stop blowing:

Set the speed control button in the OFF position (0).

6. Disconnect the machine from the power supply.
7. Remove the Stage Blower.

3 MAINTENANCE

CAUTION: Never carry out maintenance on a working/rotating Stage Blower! Always disconnect the power supply before maintenance.

The operator has to make sure that safety-related and machine-technical installations are to be inspected by an expert after every year in the course of an acceptance test.

The operator has to make sure that safety-related and machine-technical installations are to be inspected by a qualified person once a year.

The following points have to be considered during the inspection:

1. All screws used for installing the machine or parts of the machine have to be tightly connected and must not be corroded.
2. There may not be any deformations on housings, fixations and installation spots.
3. Mechanically moving parts like axles, eyes and others may not show any traces of wearing.
4. The electric power supply cables must not show any damages or material fatigue.

The MAGICFX® STAGE BLOWER requires almost no maintenance. However, you should keep the unit clean. Otherwise, the machine's performance will be significantly reduced. Do not immerse in liquid. Do not use alcohol or solvents.

Please clean internal components once a year with a light brush and vacuum cleaner.

4 TROUBLESHOOTING

Always contact MAGIC FX if any malfunctions or errors occur that cannot be solved with the instructions as described in this manual.

5 CORRECT DISPOSAL



This symbol on the product and / or accompanying documents means that used electrical and electronic products should not be mixed with general household waste. For proper treatment, recovery and recycling, please take this product to designated collection points where it will be accepted free of charge.

Alternatively, in some countries you may be able to return your products to your local retailer upon purchase of an equivalent new product.

Disposing of this product correctly will help save valuable resources and prevent any potential negative effects on human health and the environment, which could otherwise arise from inappropriate waste handling.

Please contact your local authority for further details of your nearest designated collection point.

Penalties may be applicable for incorrect disposal of this waste, in accordance with your national legislation.

6 EC DECLARATION OF CONFORMITY

(According to Annex III A Low Voltage Directive 2006/95/EC)

MAGIC FX B.V. declares as manufacturer and composer of the technical construction file that the product with the following specifications:

Name machine : STAGE BLOWER
Type : MFX2401
Voltage : 220-240Vac 50-60Hz
Serial number : on product
Year of construction : on product

Is in conformity with the minimal safety regulations as stated in the following directive(s):

EMC (2004/108/EC) ElectroMagnetic Compatibility:

- EN 55014-1:2006
- EN 61000-3-2: 2006
- EN 61000-3-3: 1995 + A1: 2001 + A2: 2005
- EN 55014-2: 1997 + A1: 2001


LVD (2006/95/EC):

- EN 60335-1: 2002 + A11: 2004 + A12: 2006 + A2: 2006 + A13: 2008
- EN 60335-2-80: 2003 + A1: 2004 + A2: 2009
- EN 62233: 2008

- ☐ Original declaration of conformity
☒ Translation of the original declaration of conformity

Name manufacturer : MAGIC FX BV
Address : Schouwrooij 27, 5281 RE BOXTEL
Country : The Netherlands

CEO : B. Veroude
Date : 2-1-2017
Signature :



MAG:CFX[®]
WWW.MAGICFX.EU

